

(1)(a) **Statement showing Shareholding Pattern**

**Name of the Company:** Saka Limited (Earlier known as Onida Saka Limited)

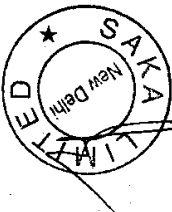
**Script Code:**

**Name of Scrip:**

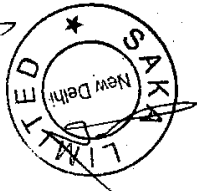
**Class of Scrip:** Equity Shares

**Quarter ended:** 30.6.2014

Particulars	No. of Equity Shares	No. of partly paid-up shares	Area of Shares	Area of partly paid-up shares
<b>Partly Paid-up Shares</b>				
Held by promoter/promoters group	Nil	Nil	Nil	Nil
Held by public	Nil	Nil	Nil	Nil
<b>Total</b>	Nil	Nil	Nil	Nil
<b>Outstanding convertible securities</b>				
Held by promoter/promoter group	Nil	Nil	Nil	Nil
Held by public	Nil	Nil	Nil	Nil
<b>Total</b>	Nil	Nil	Nil	Nil
<b>Warrants</b>				
Held by promoter/ promoter group	Nil	Nil	Nil	Nil
Held by public	Nil	Nil	Nil	Nil
<b>Total</b>	Nil	Nil	Nil	Nil
<b>Total paid-up capital of the company assuming full conversion of warrants and convertible</b>		8576367		



(A)	Shareholding of Promoter and Promoter Group								
(1)	Indian Individuals/HUFs	13	429350	0	0	4.44	4.44	0	0.00
(a)	Central Gov/State Govt(s)	0	0	0	0	0.00	0.00	0	0.00
(b)	Bodies Corporate	5	3776811	0	0	39.03	39.03	0	0.00
(c)	Financial Institutions/Banks	0	0	0	0	0.00	0.00	0	0.00
(d)	Any Other (Specify)	0	0	0	0	0.00	0.00	0	0.00
(2)	Foreign Individuals (Non Resident Individuals/ Foreign Individuals)	0	0	0	0	0.00	0.00	0	0.00
(a)	Bodies Corporate	0	0	0	0	0.00	0.00	0	0.00
(b)	Institutions	0	0	0	0	0.00	0.00	0	0.00
(c)	Qualified Foreign Investor	0	0	0	0	0.00	0.00	0	0.00
(d)	Any Other (Specify)	0	0	0	0	0.00	0.00	0	0.00
(e)	Foreign Individuals	0	0	0	0	0.00	0.00	0	0.00
(f)	Any Other (Specify)	0	0	0	0	0.00	0.00	0	0.00
(g)	Foreign Venture Capital Investors	2	1000	0	0	0.01	0.01	0	0.00
(h)	Qualified Foreign Investor	0	0	0	0	0.00	0.00	0	0.00
(i)	Any Other (Specify)	0	0	0	0	0.00	0.00	0	0.00
(j)	Foreign Individuals	0	0	0	0	0.00	0.00	0	0.00
(B)	Public Shareholding								
(1)	Institutions								
(a)	Mutual Funds/UTI	2	4700	0	0	0.05	0.05	0	0.00
(b)	Financial Institutions/Banks	2	320	0	0	0.00	0.00	0	0.00
(c)	Central Gov/State Govt(s)	0	0	0	0	0.00	0.00	0	0.00
(d)	Venture Capital Funds	0	0	0	0	0.00	0.00	0	0.00
(e)	Insurance Companies	2	29585	0	0	0.31	0.31	0	0.00
(f)	Foreign Institutional Investors	1	2000	0	0	0.02	0.02	0	0.00
(g)	Foreign Venture Capital Investors	2	1000	0	0	0.01	0.01	0	0.00
(h)	Qualified Foreign Investor	0	0	0	0	0.00	0.00	0	0.00
(i)	Any Other (Specify)	0	0	0	0	0.00	0.00	0	0.00
(j)	Foreign Individuals	0	0	0	0	0.00	0.00	0	0.00
(2)	Non Institutions								
(a)	Bodies Corporate	120	613040	0	0	6.33	6.33	0	0.00
(b)	Individuals	0	0	0	0	0.00	0.00	0	0.00
(c)	Individual shareholders holding nominal share capital upto Rs 1 lakh	32008	4805461	0	0	49.86	49.86	0	0.00
(d)	Individual shareholders holding nominal share capital in excess of Rs 1 lakh	1	14500	0	0	0.15	0.15	0	0.00
(e)	Qualified Foreign Investor	0	0	0	0	0.00	0.00	0	0.00
(f)	Any Other (Specify)	0	0	0	0	0.00	0.00	0	0.00
(g)	Foreign Individuals (NRIs/ Foreign Individuals)	0	0	0	0	0.00	0.00	0	0.00
(C)	Shares held by Custodian and against which Depository Receipts have been issued								
1	Promoter and Promoter Group	0	0	0	0	0.00	0.00	0	0.00
2	Public	0	0	0	0	0.00	0.00	0	0.00
	Sub-Total (C)								
	Total (A)+(B)+(C)	22765	8676787	0	0	100.00	100.00	100.00	100.00




(1)(b) Statement Showing Shareholding of Persons belonging to the Category Promoter and Promoter Group

1	Sonu L. Mirchandani	15910	0.164	0	0.00	0	0.00	0	0.00	0	0.00	0	0.00	0	0.00	0	0.00
2	Gulu L. Mirchandani	125285	1.285	0	0.00	0	0.00	0	0.00	0	0.00	0	0.00	0	0.00	0	0.00
3	Geeta G. Mirchandani	23200	0.240	0	0.00	0	0.00	0	0.00	0	0.00	0	0.00	0	0.00	0	0.00
4	Sonu L. Mirchandani (HUF)	250	0.003	0	0.00	0	0.00	0	0.00	0	0.00	0	0.00	0	0.00	0	0.00
5	Kawal G. Mirchandani	12500	0.129	0	0.00	0	0.00	0	0.00	0	0.00	0	0.00	0	0.00	0	0.00
6	Sasha G. Mirchandani	12600	0.130	0	0.00	0	0.00	0	0.00	0	0.00	0	0.00	0	0.00	0	0.00
7	Varun S. Mirchandani	10462	0.108	0	0.00	0	0.00	0	0.00	0	0.00	0	0.00	0	0.00	0	0.00
8	Karan S. Mirchandani	10288	0.106	0	0.00	0	0.00	0	0.00	0	0.00	0	0.00	0	0.00	0	0.00
9	Soni S. Mirchandani	167005	1.726	0	0.00	0	0.00	0	0.00	0	0.00	0	0.00	0	0.00	0	0.00
10	Bhagwan Malani	50170	0.518	0	0.00	0	0.00	0	0.00	0	0.00	0	0.00	0	0.00	0	0.00
11	S. C. Rustagi	500	0.005	0	0.00	0	0.00	0	0.00	0	0.00	0	0.00	0	0.00	0	0.00
12	Chandra Nithyanand	40	0.000	0	0.00	0	0.00	0	0.00	0	0.00	0	0.00	0	0.00	0	0.00
13	V K Gupta	1160	0.012	0	0.00	0	0.00	0	0.00	0	0.00	0	0.00	0	0.00	0	0.00
14	Onida Credit & Investment Limited	510370	5.274	0	0.00	0	0.00	0	0.00	0	0.00	0	0.00	0	0.00	0	0.00
15	OFL Capital Corporation Limited	1989681	20.561	0	0.00	0	0.00	0	0.00	0	0.00	0	0.00	0	0.00	0	0.00
16	Onida Finance Limited	330100	3.411	0	0.00	0	0.00	0	0.00	0	0.00	0	0.00	0	0.00	0	0.00
17	Onida Savak Limited	851260	8.797	0	0.00	0	0.00	0	0.00	0	0.00	0	0.00	0	0.00	0	0.00
18	Gulita Holding Limited	95400	0.986	0	0.00	0	0.00	0	0.00	0	0.00	0	0.00	0	0.00	0	0.00
		424415	4.377	0	0.00	0	0.00	0	0.00	0	0.00	0	0.00	0	0.00	0	0.00

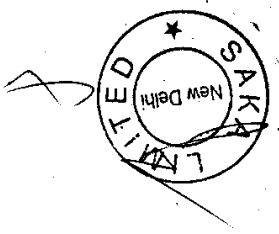
(1)(c)(i) Statement Showing Shareholding of Persons belonging to the Category "Public" and Holding more than 1% of the Total Number of Shares

1	Suma Finance & Investment Ltd.	300000	3.10	0	0.00	0	0.00	0	0.00	0	0.00	0	0.00	0	0.00	0	0.00
2	R. M. Angammai	14500	0.15	0	0.00	0	0.00	0	0.00	0	0.00	0	0.00	0	0.00	0	0.00
		314500	3.25	0	0.00	0	0.00	0	0.00	0	0.00	0	0.00	0	0.00	0	0.00



(i)(c)(ii) Statement Showing Shareholding of Persons belonging to the Category "Public" and Holding more than 5% of the Total Number of Shares


(i)(d) Statement Showing details of Locked-In Shares

(ii)(a) Statement showing details of Depository Receipts (DRs)

- NOT APPLICABLE -				

(ii)(b) Statement Showing Holding of Depository Receipts (DRs) where Underlying Shares held by "promoter/promoter group" are in Excess of 1% of the Total Number of Shares

- NOT APPLICABLE -				

iii(a) Statement showing the voting pattern of shareholders, if more than one class of shares/securities is issued by the issuer.

NOT APPLICABLE				
----------------	--	--	--	--

